



Alle Schirme sind mit einem Seilzug versehen, was das Öffnen und Schliessen erleichtert.

Maststärke:

Schirm 2.50m D 36mm

Schirme 3.0m bis 3x4m D 57mm

Tous les parasols sont munis d'une poulie qui en facilite l'ouverture et la fermeture.

Dimensions des mâts:

parasol 2.50m d 36mm

parasols 3.0 à 3x4m d 57mm



348.--

Socket 50kg, D 60cm, Rohr innen 60mm für alle Schirme ab D 3m

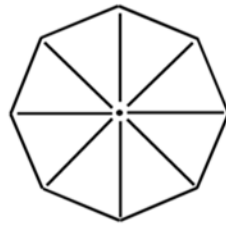
Socle 50kg, D 60cm, tube intérieur 60mm pour tous les parasols à partir de d 3m



271.--

Socket 40kg, D 60cm, Rohr innen 42mm für Schirme D 2.50m

Socle 40kg, d 60cm, tube intérieur 42mm pour parasol d 2.50m

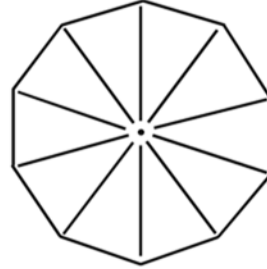


3m



887.--

• 234 •
• 264 •

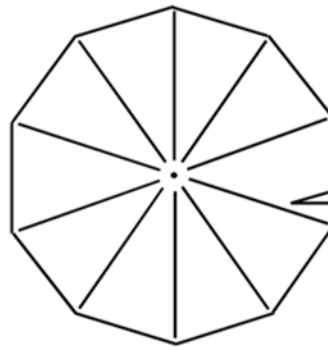


4m



1429.--

• 245 •
• 280 •

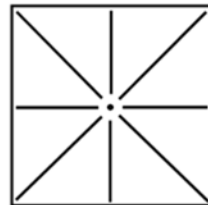


5m

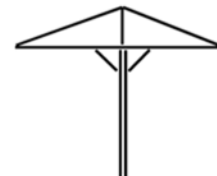


1927.--

• 245 •
• 290 •

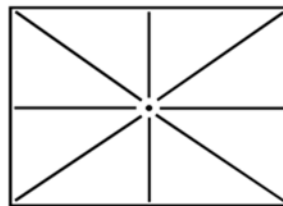


3 x 3m

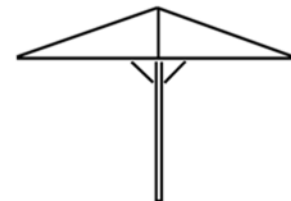


1222.--

• 220 •
• 260 •



3 x 4m



1612.--

• 223 •
• 280 •



2.50m



590.--

• 200 •
• 234 •

wb engros / Wohnbedarf Basel AG
Binningerstrasse 112 . CH 4123 Allschwil
Fon ++41 (0)61 486 99 60
Fax ++41 (0)61 486 99 69

www.wbengros.com

VK CHF inkl. MWSt
2010